

R1 TASK MESH SEATING

HINO

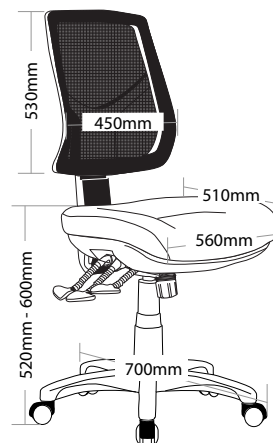
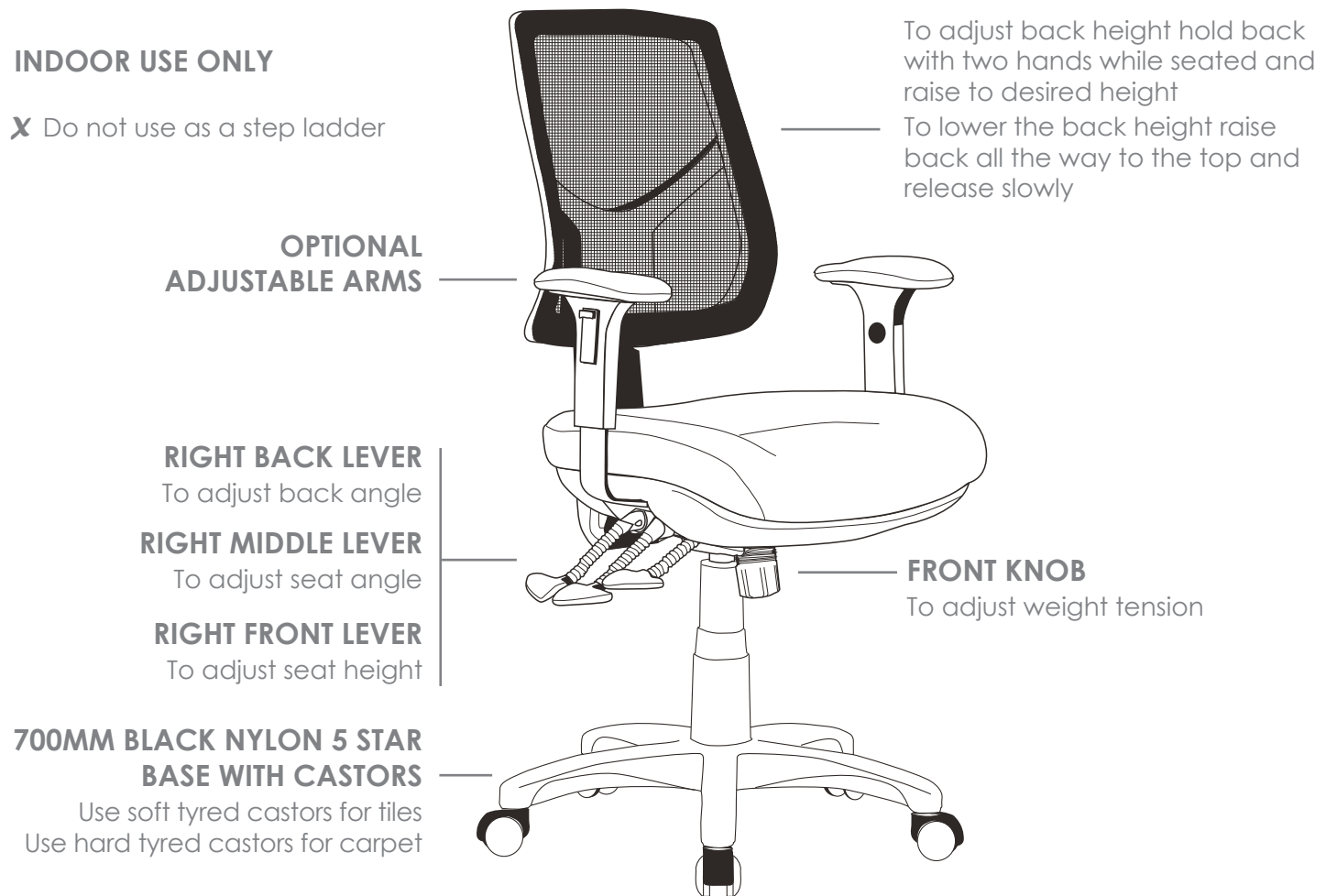


FEATURES

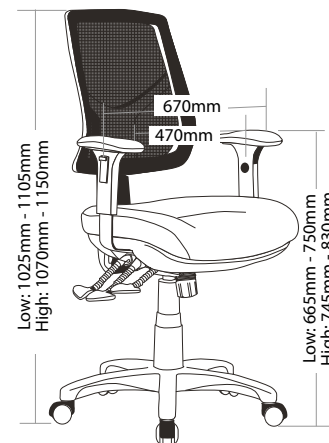
- » Adjustable seat height
- » Adjustable back height (ratchet)
- » Adjustable seat and back angle
- » Adjustable weight tension
- » Optional adjustable arms
- » Moulded seat foam
- » Mega big boy seat
- » Mesh back
- » 3 lever heavy duty ergonomic mechanism
- » 700mm black nylon base
- » Chair not available with drafting kit
- » Available in Metro black only
- » AFRDI tested to level 6
- » Minor assembly required
- » Suitable for indoor use only
- » 7 year warranty
- » Weight limit is 140kg

INDOOR USE ONLY

✗ Do not use as a step ladder



HINO-MB



HINO-C-MB

HINO TASK MESH SEATING



HINO-MB



HINO-C-MB



BACK VIEW